

PRODUCT SETUP FACT SHEET



SELFIE CUT OUT

600x900mm

GENERIC FACTS:

- Convert all text to outlines
- 5mm bleed requirement
- File provided in CMYK only
- Our recommended rich black break down in 40%C, 40%M, 40%Y, and 100%K
- Supplied as press ready PDF

IMPORTANT DESIGN NOTES:

- As per industry standard colours may vary up to 5%
- For the best colour accuracy please refer to a Pantone colour guide and not your screen.

WHAT IS BLEED?

When designing for print it is important to remember that it can be difficult to trim a job right on the edge of a design. In order to achieve the best result possible, you will need to extend your design past the trim lines, so the design can easily be cut down to size. The area that extends past your trim lines is called 'bleed'. In order to get the best results when designing for print, it's important to ensure your artwork always extends past the trim lines.



PRODUCT SPECIFICS:

- Artwork size: 600mm x 900mm (WxH)
- Total size with bleed: 610mm x 910mm (WxH)
- Use of vector image recommended
- 5mm bleed requirement
- Please delete layer named "Artwork Guideline" and keep in the layer named "CUT" before sending back to us.

5mm bleed

Instagram



600mm


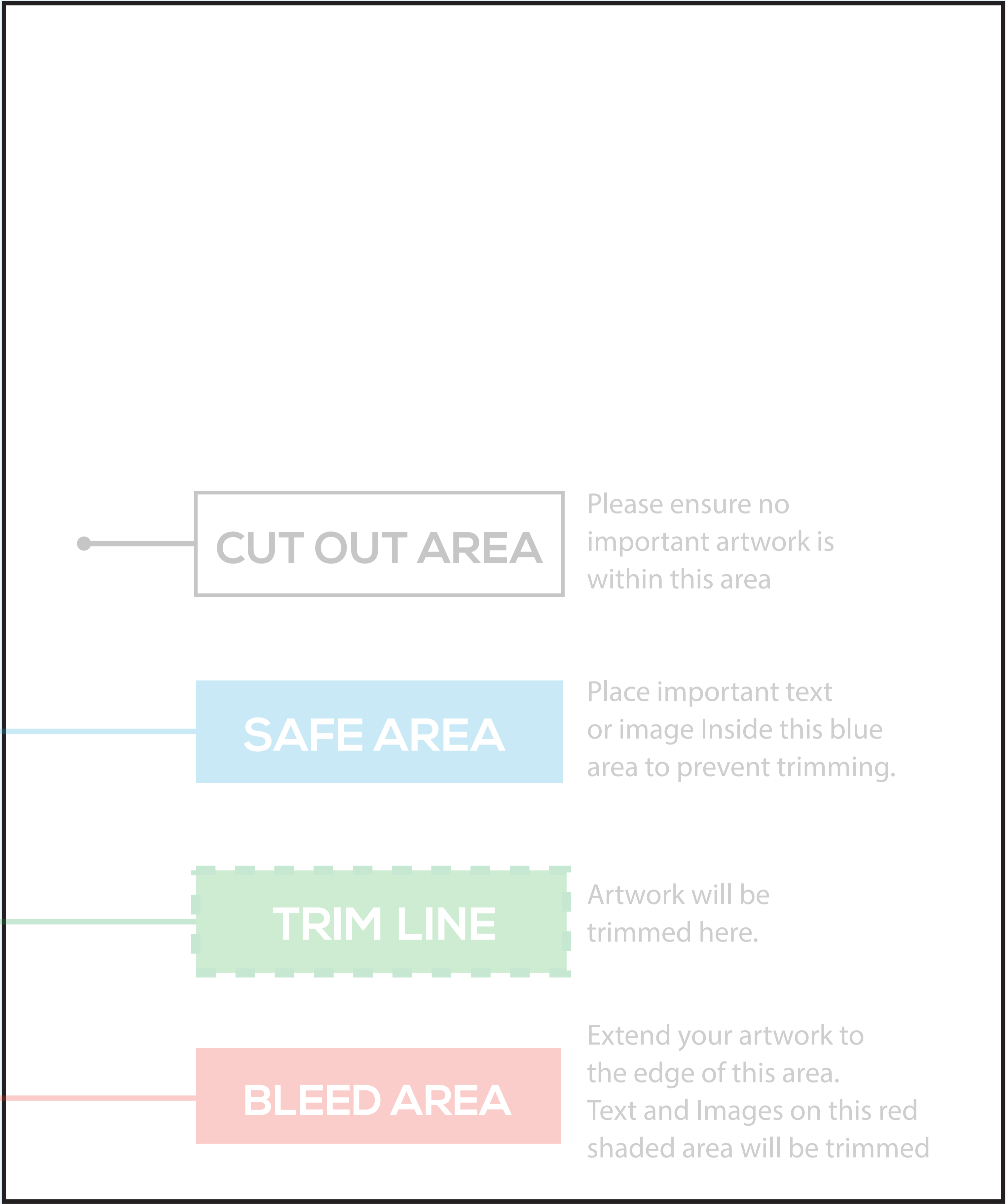
900mm

SIZE: 600x900 mm (W x H)

Username



Location

Please delete layer named "Artwork Guideline" and keep in the layer named "CUT" before sending back to us



101 likes

username add caption comment title #hashtag #hashtag #hashtag




5mm bleed

5mm bleed

5mm bleed


5mm bleed



facebook



SIZE: 600x900 mm (W x H)

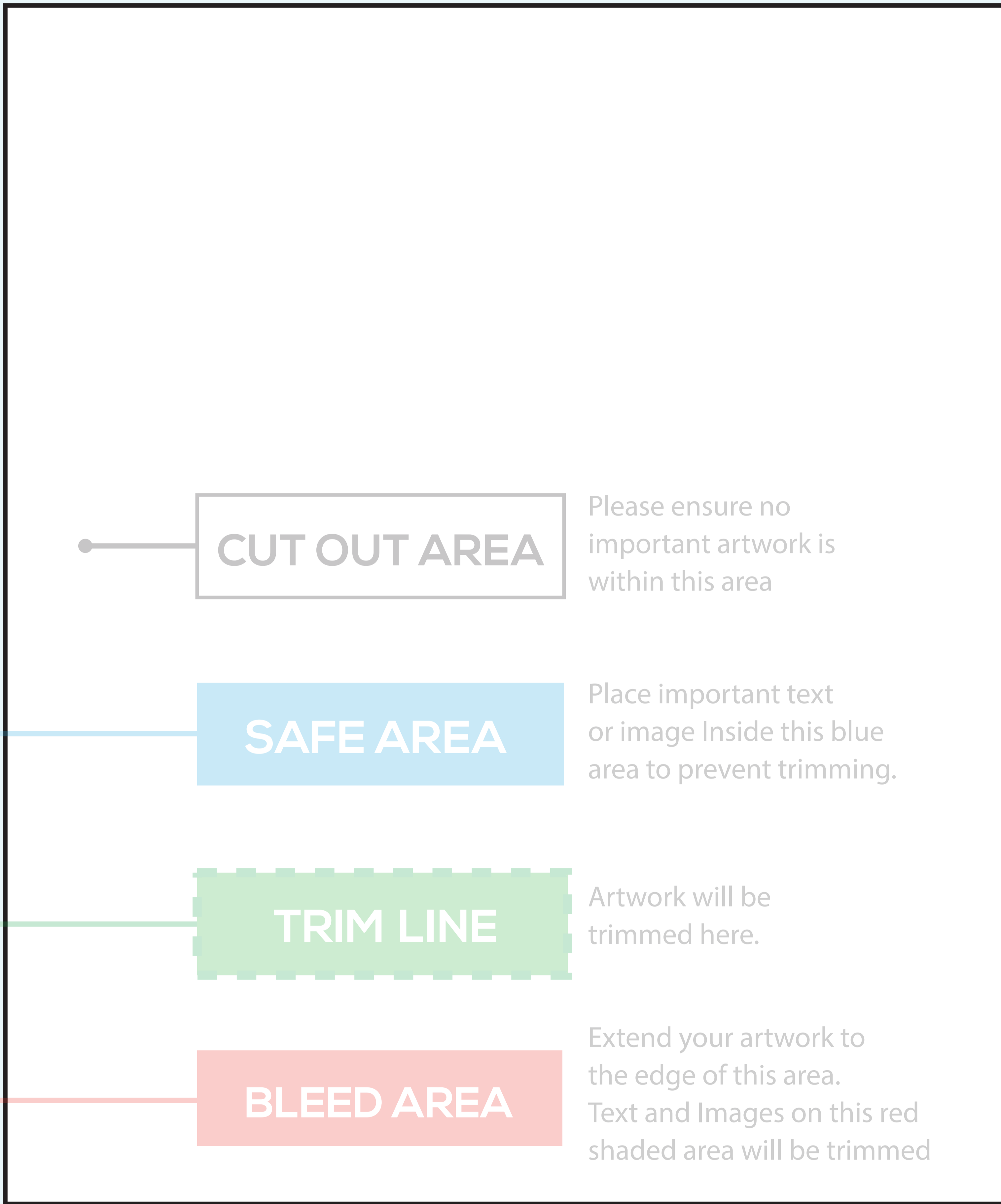


My user name

Monday at 11:00 AM



Please delete layer named "Artwork Guideline" and keep in the layer named "CUT" before sending back to us



Lorem ipsum and 291 others


55 comments



Like



Comment



Share

5mm bleed